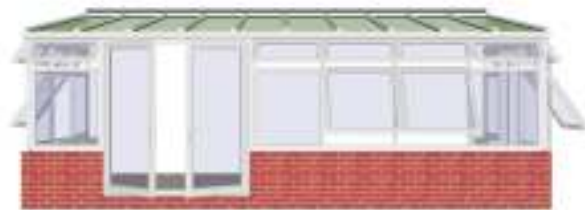




LEFT ELEVATION



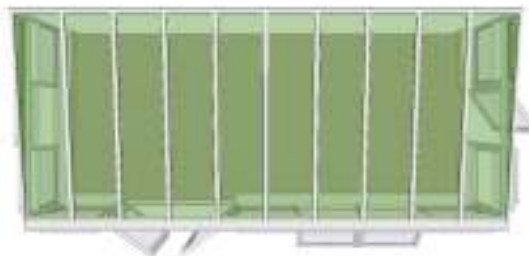
FRONT ELEVATION



RIGHT ELEVATION



LEFT 3D VIEW



PLAN VIEW




RIGHT 3D VIEW

Prepared for: Mr C.....
 Reference: Quotation A
 Date: 8 / 3 / 2010
 No of Views: Six
 Designers Signature:

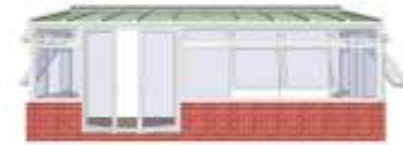
O/All Width	: 7000 mm	O/All Depth	: 3000 mm
Roof Pitch	: 10.0°	Ridge Height	: 2761 mm
Frame Height	: 2100 mm	D.W. Height	: 600 mm
		DPC Height	: 150 mm
Floor Area	: 18.31 m ²	Base Area	: 21.00 m ²
Int. Volume	: 47.38 m ³	Ext. Volume	: 53.32 m ³
Int. D.W.Area	: 5.45 m ²	Ext. D.W.Area	: 6.05 m ²

Falcon Windows Ltd
Unit 23/24 Brookhouse Business Park,
Hadleigh Road Industrial Estate,
Ipswich,, Suffolk,, IP2 0EF

Tel : (01473) 288 690 Fax: (01473) 288 710



PLAN VIEW



FRONT ELEVATION



LEFT 3D VIEW



RIGHT 3D VIEW

Prepared for: **Mr C.....**

Ref: Quotation A

Width:	7000 mm	Dwarf Wall Ht:	600 mm	Base Area:	21.00 sq.m
Depth:	3000 mm	Frame Ht:	2100 mm	Int Volume:	47.38 cu.m
Ridge Height:	2761 mm	Floor Area:	18.31 sq.m	Ext Volume:	53.32 cu.m

Falcon Windows Ltd
Unit 23/24 Brookhouse Business Park,
Hadleigh Road Industrial Estate,
Ipswich,, Suffolk,, IP2 0EF

Tel : (01473) 288 690 Fax: (01473) 288 710

Falcon Windows Ltd

Unit 23/24 Brookhouse Business Park,

Hadleigh Road Industrial Estate,

Ipswich,, Suffolk,, IP2 0EF

Tel : (01473) 288 690 Fax: (01473) 288 710

Email : johngarrard1981@yahoo.co.uk Web: www.falconwindows.net

Name: **Mr C.....**

Address:

Reference: **Quotation A**

Date: **8 / 3 / 2010**

CONSERVATORY DESIGN



Date: 8 / 3 / 2010

Falcon Windows Ltd

Unit 23/24 Brookhouse Business Park,
Hadleigh Road Industrial Estate,
Ipswich, Suffolk, IP2 0EF

Tel : (01473) 288 690 Fax: (01473) 288 710

Email : johngarrard1981@yahoo.co.uk Web: www.falconwindows.net

Name: Mr C

Address:

Reference: Quotation A

Proposed Standard LeanTo Conservatory

Specification



Overall Width:	: 7000 mm	Dwarf Wall Height	: 600 mm
Overall Depth	: 3000 mm	Overall Area	: 21.00 sq.m
Gutter Height	: 2100 mm	Floor Area	: 18.31 sq.m
Ridge Height	: 2761 mm	Roof Pitch	: 10.0°
Internal Volume	: 47.38 cu.m	Int.Dwarf Wall Area	: 5.45 sq.m
External Volume	: 53.32 cu.m	Ext.Dwarf Wall Area	: 6.05 sq.m

Quotation subject to survey

Total price (including VAT) : £13745.00

Less deposit received : £1374.50

Balance due : £12370.50